CÔNG TY CỔ PHẦN VĨNH HOÀN
VINH HOAN CORPORATION

MAY-2024 IR NEWS

10 June 2024

EVENTS & NEWS CLIPPING

INVESTMENT RELATIONSHIP NEWS

THAIFEX – Anuga Asia

We are very pleased to be present at THAIFEX 2024.
Such a wonderful opportunity for us to meet and connect with new people at THAIFEX!

Thanks for joining with us. We hope to see you again soon.

Bangkok, Thailand, May 28th to Jun 01st 2024

EVENTS & NEWS CLIPPING

COMMUNITY ACTIVITIES

Spreading hope this May

NHÀ VĂN HÓA
HƯƠNG VỀ BẾN TRE - TRAO TẶNG NGHĨA TÌNH

Sa Giang and Dong Thap Province Buddhist Sangha bring water and noodles to communities in salinated areas, extending a helping hand to those in need across Ba Tri and Ben Tre districts on 11/5.

Dong Thap Province, May 11th, 2024

SA GIANG - TRAO TẶNG GIỌT NƯỚC NGHĨA TÌNH

EVENTS & NEWS CLIPPING

Pangasius exports capitalize on the burgeoning opportunities

After experiencing a decline in pangasius exports during the early months of the year, the situation has taken a positive turn as of now, with exports showing signs of resurgence. Increased demand from various markets has led to a sharp rise in pangasius export turnover.

…

According to Vietnam Customs statistics, pangasius exports in the first 5 months of 2024 are estimated to reach 725 million USD, a 2% increase compared to the same period in 2023.

According to the Vietnam Association of Seafood Exporters and

Producers (VASEP), the largest importer of Vietnamese pangasius currently is the United States, followed by the Chinese market, Europe, and some other South American markets. Among Vietnamese pangasius products, the United States is currently increasing imports of processed pangasius, with the value increasing by 8.5 times compared to the same period in 2023.

Translated from Vietnamese - VASEP, May 27th 2024

FINANCIAL & OUTLOOKS: MAY 2024 REVENUE - YOY

Revenue by Product Cate

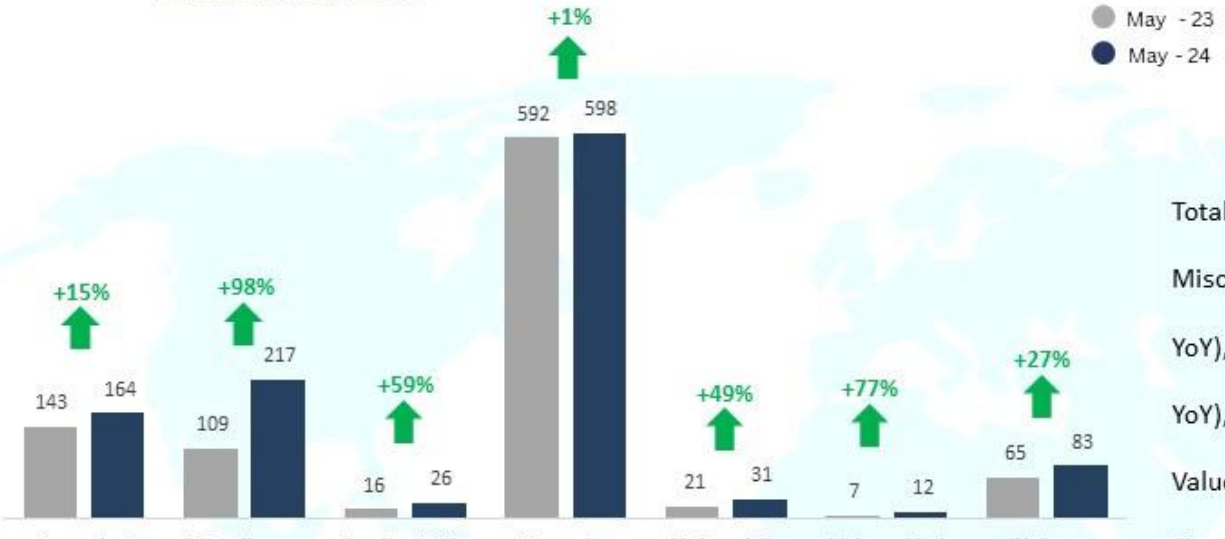

Revenue by Region

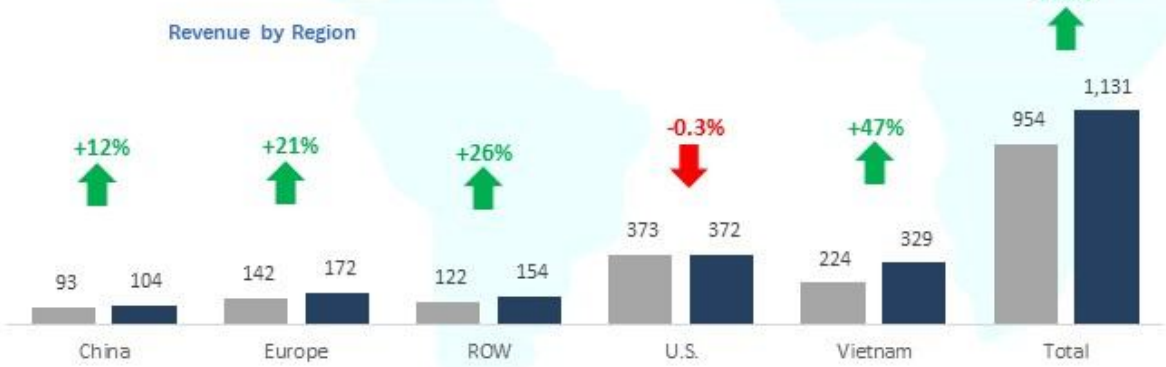

Total revenue increased 19% YoY due to the increase in Miscellaneous (+98% YoY), Noodles & Rice Papers (+59% YoY), Pangasius Products (+1% YoY), Shrimp chips (+49% YoY), Wellness (+27% YoY), By-product (+15% YoY), and Value-added products (+77% YoY).

The increased was mainly coming from the Europe (+21% YoY), ROW (+26% YoY), China market (+12% YoY), and Vietnam (+47% YoY), partially offset by the slightly decrease in U.S. market (-0.3% YoY)

Source: Management; Note: rounded preliminary figures not audited or reviewed in VND billions; figures presented in net revenue basis, net of sales return and deduction; ROW denotes Rest of World (incl. HK)

FINANCIAL & OUTLOOKS: MAY 2024 REVENUE - MOM

Revenue by Product Cate

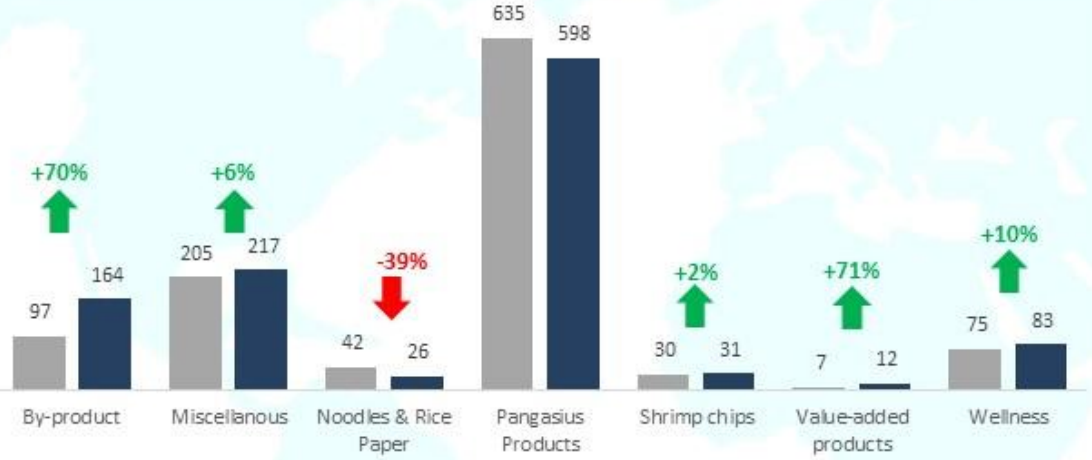

Revenue by Region

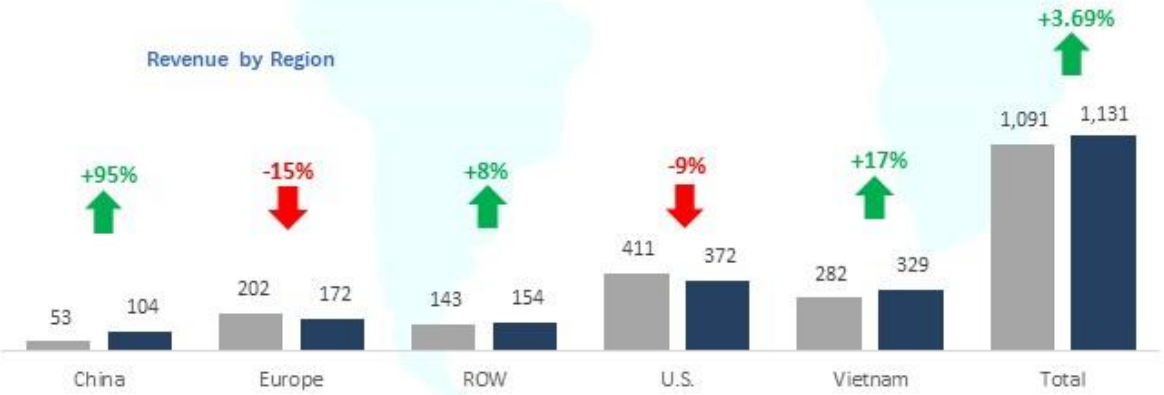

Total revenue increased slightly by +4% MoM primarily due to the increase in these respective product categories: By-product (+70% MoM), Value-added products (+71% MoM), Shrimp chips (+2% MoM), Wellness (+10% MoM), and Miscellaneous (+6% MoM), partly offset by the decrease in Pagasius products (-6% MoM), and Noodles & Rice papers (-39% MoM).

The increase was mainly coming from the China market (+95% MoM), Vietnam (+17% MoM) and ROW (+8% MoM); partially offset by the decrease in the U.S. market (-9% MoM), Europe (-15% MoM).

Source: Management; Note: rounded preliminary figures not audited or reviewed in VND billions; figures presented in net revenue basis, net of sales return and deduction; ROW denotes Rest of World (incl. HK)

www.vinhhoan.com